

M141T02

A

C

03

01

D

SERIES

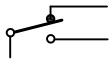
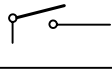
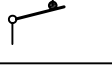
CIRCUITRY

OPERATING FORCE

RATING CURRENT

ACTUATOR TYPE

TERMINAL TYPE

A	SPDT	
B	SPST NORMALLY OPEN	
C	SPST NORMALLY CLOSE	

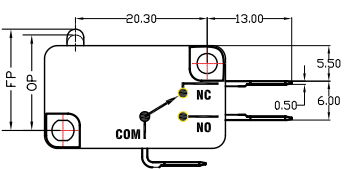
SEE CHART

03	10A 125/250VAC
----	-------------------

SEE CHART

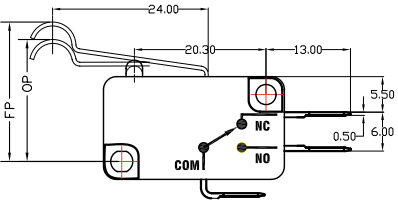
C	QUICK CONNECT 250 TERMINAL
D	QUICK CONNECT 187 TERMINAL

Actuator No. 00
(pin plunger)



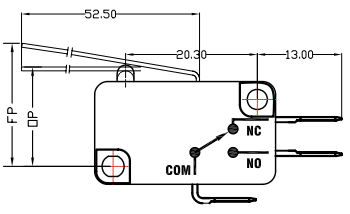
OPERATING FORCE(gf)	A	B	C	D	OP (mm)	FP MAX (mm)
	80	160	200	350	14.7±0.8	16.4

Actuator No. 01
(Simulated roller lever)



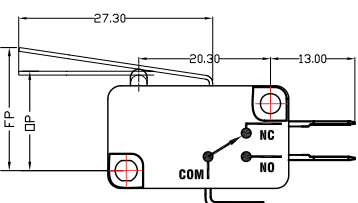
OPERATING FORCE(gf)	A	B	C	D	OP (mm)	FP MAX (mm)
	40	80	100	170	18.7±1.8	22.0

Actuator No. 02
(long lever)



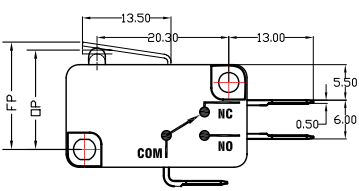
OPERATING FORCE(gf)	A	B	C	D	OP (mm)	FP MAX (mm)
	20	35	40	75	15.3±2.5	22.0

Actuator No. 03
(lever)



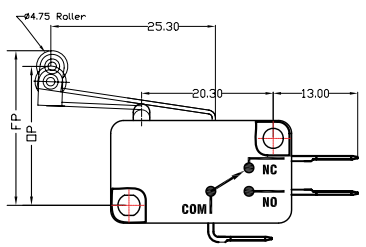
OPERATING FORCE(gf)	A	B	C	D	OP (mm)	FP MAX (mm)
	40	80	100	170	15.3±1.8	19.0

Actuator No. 04
(short lever)



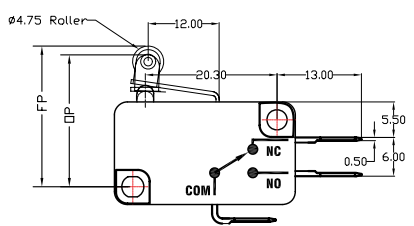
OPERATING FORCE(gf)	A	B	C	D	OP (mm)	FP MAX (mm)
	80	160	200	350	15.3±0.8	17.0

Actuator No. 05
(long roller lever)



OPERATING FORCE(gf)	A	B	C	D	OP (mm)	FP MAX (mm)
	40	80	100	170	20.7±2.0	24.0

Actuator No. 06
(short roller lever)



OPERATING FORCE(gf)	A	B	C	D	OP (mm)	FP MAX (mm)
	80	160	200	350	20.7±1.5	22.5