

A1

1

0

—






T





0

1

SERIES SYMBOL		TOGGLE
A1	1 POLE	
A2	2 POLES	
A3	3 POLES	
A4	4 POLES	
A1R	1 POLE	ROCKER
A2R	2 POLES	
A3R	3 POLES	
A4R	4 POLES	

SWITCHING FUNCTION	
1	ON-ON
2	ON-OFF-ON
3	ON-OFF
4	ON-(ON)
5	(ON)-OFF-(ON)
6	ON-OFF-(ON)
7	OFF-(ON)

TERMINAL TYPE	
0	STANDARD 
1	PRINTED CIRCUIT 
3	RIGHT ANGLE (H) 
4	RIGHT ANGLE (V) 
5	VERTICAL BRACKET 

T=TOGGLE	
01	
02	
03	
04	

SPECIAL	
	STANDARD
G	TERMINAL GOLD PLATED
M	CONTACT ARM GOLD PLATED
A	SEE TABLE

TERMINAL SEAL	
	NON-SEAL
E	EPOXY SEAL